

MARBLE & VENEER

Stunning Elegance



1.5 mm
Thickness
Vast Collection of
Vivid Glass Acrylic



HIGH GLOSS
FINISH



LIGHT
WEIGHT



WATER
RESISTANCE



HYGIENIC
CLEANLINESS



PURE
ACRYLIC



EURO PRATIK
An Opus of Products

Note: There can be colour variation in the material from different batches.
It is advisable to use same batch material to avoid colour variation.
Actual colours of Sapphire Glass Laminate may slightly vary from the sample
pasted in this brochure.



MILLENNIUM DECOR

dive into our

remarkable story

We're design-driven creators of premium panels for world-class interiors. Proud leaders in India's wall panels & laminates, we strive for global customer satisfaction with trendy, quality glass acrylic solutions.



1.5mm *thickness*

Marble & Veneer Acrylic with 1.5 mm thickness shows its durability and strength. It resembles marble. This composite material offers a luxurious aesthetic, resembling natural marble patterns, enhanced by the durability and flexibility of acrylic.

Veneer

Marble

***dynamic duo
reflects fusion
of sensation and
ultimate beauty***

1.5MM

2440MM
x1220MM

Glass acrylic is resistant to weathering, maintaining its optical clarity and physical properties over time, even when exposed to the elements.



HIGH GLOSS
FINISH

LIGHT
WEIGHT

WATER
RESISTANCE

HYGIENIC
CLEANLINESS

PURE
ACRYLIC



NEW

14424



14533



14506

*epic
pattern*



HIGH GLOSS
FINISH

LIGHT
WEIGHT

WATER
RESISTANCE

HYGIENIC
CLEANLINESS


PURE
ACRYLIC



NEW

FULL SHEET
VIEW


14425



14516



14531

*design making
a statement*



HIGH GLOSS
FINISH

LIGHT
WEIGHT

WATER
RESISTANCE

HYGIENIC
CLEANLINESS

PURE
ACRYLIC



NEW


FULL SHEET
VIEW



14435



14532



14824

*class
apart*



HIGH GLOSS
FINISH

LIGHT
WEIGHT

WATER
RESISTANCE

HYGIENIC
CLEANLINESS

PURE
ACRYLIC




NEW



14436



14506



14520





HIGH GLOSS
FINISH

LIGHT
WEIGHT

WATER
RESISTANCE

HYGIENIC
CLEANLINESS

PURE
ACRYLIC



FULL SHEET
VIEW



NEW


14438



14507



14505





HIGH GLOSS
FINISH

LIGHT
WEIGHT

WATER
RESISTANCE

HYGIENIC
CLEANLINESS

PURE
ACRYLIC




NEW


FULL SHEET
VIEW



14439



14517



14529

*majestic
trails*



HIGH GLOSS
FINISH

LIGHT
WEIGHT

WATER
RESISTANCE

HYGIENIC
CLEANLINESS

PURE
ACRYLIC




NEW



14428



14524



14522

gold trail
pattern wows all



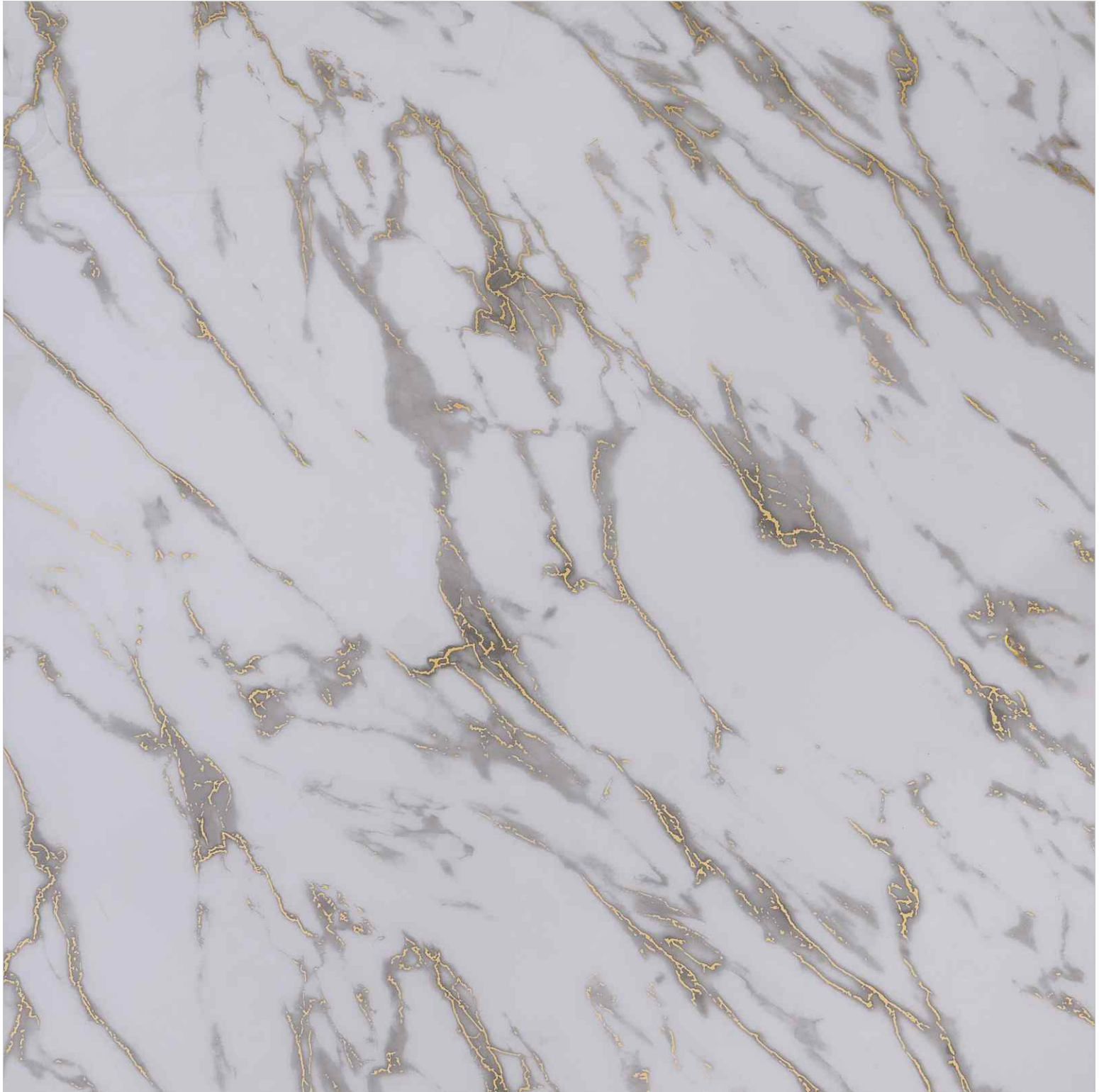
HIGH GLOSS
FINISH

LIGHT
WEIGHT

WATER
RESISTANCE

HYGIENIC
CLEANLINESS


PURE
ACRYLIC



NEW



14429



14521



14530

*sublime
look*



HIGH GLOSS
FINISH

LIGHT
WEIGHT

WATER
RESISTANCE

HYGIENIC
CLEANLINESS

PURE
ACRYLIC



NEW


FULL SHEET
VIEW



14432



14505



14502





HIGH GLOSS
FINISH

LIGHT
WEIGHT

WATER
RESISTANCE

HYGIENIC
CLEANLINESS

PURE
ACRYLIC




NEW



14433



14524



14522

*crafted to
perfection*



HIGH GLOSS
FINISH

LIGHT
WEIGHT

WATER
RESISTANCE

HYGIENIC
CLEANLINESS

PURE
ACRYLIC



FULL SHEET
VIEW




14417



14517



14506





HIGH GLOSS
FINISH

LIGHT
WEIGHT

WATER
RESISTANCE

HYGIENIC
CLEANLINESS


PURE
ACRYLIC



FULL SHEET
VIEW



14407



14527



14508

*subtle
charm*



HIGH GLOSS
FINISH

LIGHT
WEIGHT

WATER
RESISTANCE

HYGIENIC
CLEANLINESS

PURE
ACRYLIC



14404



14533



14525

*a pattern that
fascinates*



HIGH GLOSS
FINISH

LIGHT
WEIGHT

WATER
RESISTANCE

HYGIENIC
CLEANLINESS

PURE
ACRYLIC



14402



14813



14519

stellar
designs



HIGH GLOSS
FINISH

LIGHT
WEIGHT


WATER
RESISTANCE

HYGIENIC
CLEANLINESS

PURE
ACRYLIC




14401



14802



14810





HIGH GLOSS
FINISH

LIGHT
WEIGHT

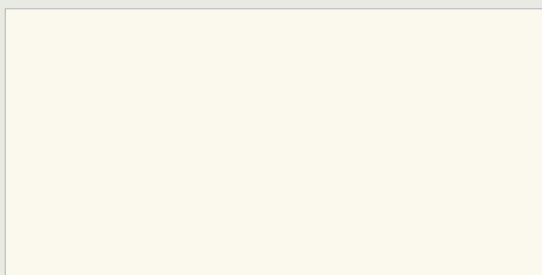
WATER
RESISTANCE

HYGIENIC
CLEANLINESS

PURE
ACRYLIC



14403



14501



14519

*marble
inspired*



HIGH GLOSS
FINISH

LIGHT
WEIGHT

WATER
RESISTANCE

HYGIENIC
CLEANLINESS

PURE
ACRYLIC



FULL SHEET
VIEW




14405



14527



14505





HIGH GLOSS
FINISH

LIGHT
WEIGHT

WATER
RESISTANCE

HYGIENIC
CLEANLINESS


PURE
ACRYLIC




NEW



14430



14801



14521





HIGH GLOSS
FINISH

LIGHT
WEIGHT

WATER
RESISTANCE

HYGIENIC
CLEANLINESS


PURE
ACRYLIC




NEW



14437



14502



14517

*shades of
sophistication*



HIGH GLOSS
FINISH

LIGHT
WEIGHT


WATER
RESISTANCE

HYGIENIC
CLEANLINESS


PURE
ACRYLIC



14406



14806



14502





HIGH GLOSS
FINISH

LIGHT
WEIGHT

WATER
RESISTANCE

HYGIENIC
CLEANLINESS


PURE
ACRYLIC



14418



14520



14823

transform
space magically



HIGH GLOSS
FINISH

LIGHT
WEIGHT

WATER
RESISTANCE

HYGIENIC
CLEANLINESS

PURE
ACRYLIC



14419



14504



14532

*forever
charm*




HIGH GLOSS
FINISH


LIGHT
WEIGHT


WATER
RESISTANCE


HYGIENIC
CLEANLINESS


PURE
ACRYLIC



14416



14520



14806





HIGH GLOSS
FINISH

LIGHT
WEIGHT

WATER
RESISTANCE


HYGIENIC
CLEANLINESS

PURE
ACRYLIC




NEW

14431



14503



14523

*breathtaking
finish*



HIGH GLOSS
FINISH

LIGHT
WEIGHT

WATER
RESISTANCE

HYGIENIC
CLEANLINESS

PURE
ACRYLIC



FULL SHEET
VIEW




NEW

14440



14531



14502

*charismatic
design*




HIGH GLOSS
FINISH

LIGHT
WEIGHT

WATER
RESISTANCE

HYGIENIC
CLEANLINESS


PURE
ACRYLIC




NEW



14427



14503



14516

*royal
look*



HIGH GLOSS
FINISH

LIGHT
WEIGHT


WATER
RESISTANCE

HYGIENIC
CLEANLINESS

PURE
ACRYLIC



14408



14521



14530

*the patterns
that mesmerize*



HIGH GLOSS
FINISH

LIGHT
WEIGHT

WATER
RESISTANCE

HYGIENIC
CLEANLINESS


PURE
ACRYLIC



14409



14533



14824





HIGH GLOSS
FINISH

LIGHT
WEIGHT

WATER
RESISTANCE

HYGIENIC
CLEANLINESS


PURE
ACRYLIC




14410



14533



14523





HIGH GLOSS
FINISH

LIGHT
WEIGHT


WATER
RESISTANCE

HYGIENIC
CLEANLINESS

PURE
ACRYLIC



14411



14503



14520

*gracious
look*

IS
& SPA



HIGH GLOSS
FINISH

LIGHT
WEIGHT

WATER
RESISTANCE

HYGIENIC
CLEANLINESS

PURE
ACRYLIC



14412



14530



14523

*a shade
that enchants*



HIGH GLOSS
FINISH

LIGHT
WEIGHT

WATER
RESISTANCE

HYGIENIC
CLEANLINESS


PURE
ACRYLIC



NEW

FULL SHEET
VIEW

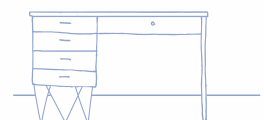

14434



14534



14526





HIGH GLOSS
FINISH

LIGHT
WEIGHT

WATER
RESISTANCE

HYGIENIC
CLEANLINESS

PURE
ACRYLIC




NEW


FULL SHEET
VIEW




14426



14534



14503






HIGH GLOSS
FINISH

LIGHT
WEIGHT


WATER
RESISTANCE

HYGIENIC
CLEANLINESS


PURE
ACRYLIC



14421



14502



14810





HIGH GLOSS
FINISH

LIGHT
WEIGHT


WATER
RESISTANCE

HYGIENIC
CLEANLINESS


PURE
ACRYLIC



14422



14806



14528

coco

inspired design



HIGH GLOSS
FINISH

LIGHT
WEIGHT


WATER
RESISTANCE

HYGIENIC
CLEANLINESS

PURE
ACRYLIC



14423



14521



14804





HIGH GLOSS
FINISH

LIGHT
WEIGHT

WATER
RESISTANCE

HYGIENIC
CLEANLINESS

PURE
ACRYLIC



14414



14804



14530

*a design of
cosmic trails*



HIGH GLOSS
FINISH

LIGHT
WEIGHT

WATER
RESISTANCE

HYGIENIC
CLEANLINESS

PURE
ACRYLIC



FULL SHEET
VIEW



14415



14507



14519

*stone
inspired*

index

Design No.	Page No.	Design No.	Page No.
14401	35	14422	75
14402	33	14423	77
14403	37	14424	07
14404	31	14425	09
14405	39	14426	71
14406	45	14427	57
14407	29	14428	19
14408	59	14429	21
14409	61	14430	41
14410	63	14431	53
14411	65	14432	23
14412	67	14433	25
14413	83	14434	69
14414	79	14435	11
14415	81	14436	13
14416	51	14437	43
14417	27	14438	15
14418	47	14439	17
14419	49	14440	55
14421	73		


HIGH GLOSS
FINISH


LIGHT
WEIGHT


WATER
RESISTANCE


HYGIENIC
CLEANLINESS

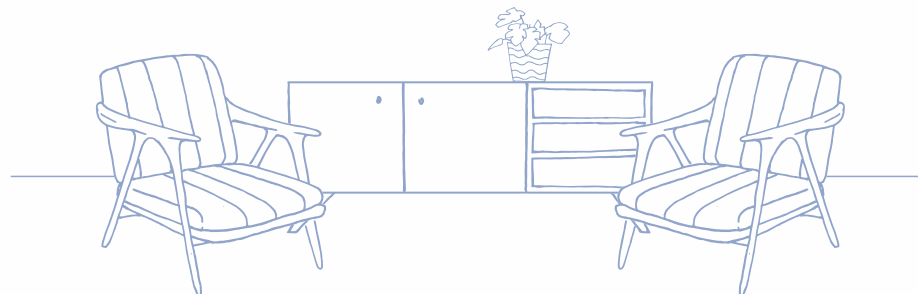

PURE
ACRYLIC



Scan for
Installation Video



Recommended
Adhesive For Pressing



technical specifications

Dimensions:

Size: 2440mm x 1220mm, Thickness: 1.5mm (+/-10%)

GENERAL USE & CARE GUIDE

Sapphire laminates are easy to maintain. With proper application and appropriate care, our laminates will last through the years.

- Cleaning should be done with water and a clean, non-abrasive cloth.
- To remove more stubborn stains, use mild household glass cleansers like Colin.
- Gently wipe the surface with a non-abrasive cloth
- Avoid the use of abrasive liquid cleansers, bleaching compounds or solution as these may damage the surface of the laminate.
- Do not place hot cookware directly on the laminate
- Prolonged exposure to temperatures above 30° Celsius may cause damage to the laminate surface
- Glossy surfaces are recommended only for vertical application
- Do not use thinner on the surface of the sapphire laminates.
- Recommended to store the laminates at temperature below 30° Celsius.

INSTALLATION TIPS

- Stir the LUXEBOND adhesive before using it, and do not mix water in adhesive.
- Clean the dust particles from the surface of the base substrate (Plywood, MDF, Particle Board) by cloth, soft brush, sponge or sandpaper.
- Spread the adhesive uniformly by brush, roller or adhesive spreader on both Sapphire laminate and base substrate (Plywood, MDF, Particle Board).
Leave at least 2mm of groove between two pieces of Sapphire laminate, so that at the time of pressing it will be easy to remove air from between the Sapphire laminate and base substrate (Plywood, MDF, Particle Board).
- Use soft pinch roller or normal pressing technique at the time of pressing Sapphire laminate on the base substrate (Plywood, MDF, Particle Board).
- Pressing should be done from the middle of the panel and move towards to the sideline and corners of the panel.
- Make sure to give sufficient amount of pressing to Sapphire Laminate for almost 12 to 15 hours to achieve full bonding strength

IMPORTANT INFORMATION

To avoid Air Bubble / Crack problems make sure to avoid the following:

Bonding of Acrylic laminate under high humidity environment.

- Using of incorrect adhesive type may also lead to air bubble after the installation. We recommend using LUXEBOND adhesive.
- Due to uncertain weather conditions, base substrate (Plywood, MDF, Particle Board) may absorb moisture. After few days of installation, base substrate gradually loses moisture resulting in air bubble formation between acrylic laminate and substrate.
- Using uneven surface substrate (Plywood, MDF, Particle Board) may lead to air vacuum and air bubble may appear after the installation.
- When big sizes of acrylic laminate is used for paneling, it may lead to air bubble formation after installation.
- Lack of bonding/pressing time during the installation of acrylic laminate may lead to air bubbles.
- Sapphire sheets should be kept evenly straight. If the sheets are in roll form, it should be kept straight for minimum 48 hours and then you can press and laminate the surface for better results

To avoid yellow patches and colour fade problem & reason behind yellowing / colour fade problem are as follows:

- When laminate is exposed to direct sunlight, it may cause discoloring, fading and yellowing of the laminate.
- Use of inferior quality of Dipped plywood/Dipped lipping Patti can react with adhesive which may cause yellow patches after the installation.
- Using of synthetic rubber adhesive (SR/JatPat, Bostic, Heatex) may lead to brown/coloured patches on acrylic laminates.
- We recommend using LUXEBOND adhesive.
- Prolonged exposure to temperature above 30° Celsius.
- Placing hot cookware directly on the acrylic laminates may cause patches on the surface.

LIMITED WARRANTY

Euro Pratik Products are reasonably free of defects and when properly handled and fabricated will comply, within reasonable deviations to applicable manufacturing specifications. Clients are advised to inspect products thoroughly prior to installation. Euro Pratik warranty will not cover defects and non-compliance from and or otherwise attributable to any other causes, including without limitation:

- Improper handling/transportation/storage of the products
- Improper installation of the products
- Improper and unintended usage of the products Lack of or improper maintenance of the products Exposure of the products to extreme temperatures Unauthorized alteration to the products
- Outdoor Applications

- **THERE IS NO GUARANTEE OR WARRANTY FOR ANY BUBBLES, CRACKS, DELAMINATION OR ANY ISSUE AFTER INSTALLATION OF THE PRODUCT.**
- **THERE CAN BE COLOUR VARIATION IN MATERIAL FROM DIFFERENT BATCHES. IT IS ADVISABLE TO USE SAME BATCH MATERIAL TO AVOID COLOUR VARIATION. ACTUAL COLOURS OF SAPPHIRE MAY SLIGHTLY VARY FROM THE SAMPLES PASTED IN THIS BROCHURE.**



		<p>Mobile App Search : europratik</p> <p>Follow us on</p> <p>info@europratik.com www.europratik.com</p>
		<p>Euro Pratik products add natural beauty to your interiors. Colour variance, slubs, weave irregularities and shading that appear in these panels are to enhance natural beauty and are not imperfections. Utmost care has been taken to give accurate description & technical specification. Errors and omission, if any please excuse. Technical specifications of products are subject to change without prior intimation. Use the same batch material to avoid colour variation. Euro Pratik warrants that all products are free from manufacturing defects and perfectly fit for use in normal conditions. No guarantee/warranty of the product after installations. Dimension tolerance +/- 5-10%.</p>
		<p>BUYERS BEWARE OF TAKE PROFITS</p> <p>In recent time fake products have created a serious problem across country. Always buy Original EURO PRATIK products, before buying, please check EURO PRATIK sticker & ensure whether you have bought Original EURO PRATIK products.</p> <p>Incase if you have any doubt, please email us on info@europratik.com</p>
		<p>Recommended Euro Pratik Special Purpose Adhesive</p>

Note: There can be colour variation in material from different batches. It is advisable to use same batch material to avoid colour variation. Actual colours of Millenium Decor Laminate may slightly vary from the samples pasted in this brochure. There is no guarantee or warranty for any bubbles, cracks, delamination or any issue after installation of this product.